


Press Info 2010



d'un jardin à l'autre

FRENCH DESIGNER AND PRODUCER

2010 – D'un Jardin à l'Autre celebrates its 10th birthday!

WHAT'S NEW ?

- > The **BRUSHED STAINLESS STEEL 316 L** collection is now larger with the **GOLF shower** and the **FOOT RINSE STATION**
- > The use of solar energy with the **SOLAR CHEST**

When we started out in 2000, outdoor showers were something of a gimmick. We remember the kind, smiling faces of our first visitors at Garden and Pool Shows, which told us just how far we would have to go before our showers became a real product offer and a response to consumer expectations. And here we are, 10 years on!

D'un Jardin à l'Autre now offers a full collection in which the main materials used are wood and metal. We have paid particular attention to

developing our metal designs in the last 2 years. We have been won over by Brushed Stainless Steel and its lasting attractiveness. It may be used on its own or combined with very different materials such as wood, glass and concrete, and also looks very elegant alongside contemporary constructions. We use only Stainless Steel 316 L, also known as "marine quality" Stainless Steel due to its excellent resistance to corrosion. We also work with Zinc and galvanised Steel, using different colours of thermo-enamelling to obtain material effects and thus adapt our products to a wide range of outdoor developments or combine them with traditional local colours linked to certain geographical areas.

Although metal is still, without doubt, the trend, we cannot ignore the undeniable warmth of wood. The tropical woods, Teak and Iroko, and the Northern Pine log still play a central role in the 2010 collection.

Environmental and energy conservation are nowadays an essential consideration. Although it is possible to fit traditional plumbing installations to the hot and cold water systems, the production of heat by solar energy is an appropriate, autonomous, simple, effective solution.

We have remained loyal to this product, for which our curiosity and enthusiasm has never wavered. D'un Jardin à l'Autre is guided more than ever by a love of well-made products, a desire to share a certain philosophy of life and, above all, by the respect we owe our customers. We have chosen to continue manufacturing in France, to be loyal to the craftsmen of our region and to offer high-quality products and service.

Our products are sent out from our workshops in Normandy to customers in France and worldwide.

Christine Auclair

PRESS CONTACT

FOR ANY REQUEST FOR
INFORMATIONS AND PICTURES
ON CD ROM

Christine Auclair
E-mail : chrisauclair@aol.com
WEB SITE
www.douches-de-jardins.com

HEAD OFFICE AND WORKSHOPS
D'un Jardin à l'Autre
Le Bois de Caux
76 190 La Folletière - France

ADDRESS OF CORRESPONDENCE
9, rue Lallier
75009 Paris – France
Tel & fax : 33 (0) 1 53 20 98 01



GOLF IN BRUSHED STAINLESS STEEL 316 L

We have chosen to use 316L grade stainless steel, for its marine and inclement weather resistant properties. A measure of the quality which remains our first priority. The brushed finish softens the stainless steel's colour and natural reflections. A stainless steel structure creates a magnificent contrast of materials with wood or stone and elegantly blends into the atmosphere of contemporary buildings. This shower will charm anyone who loves pure luxury.


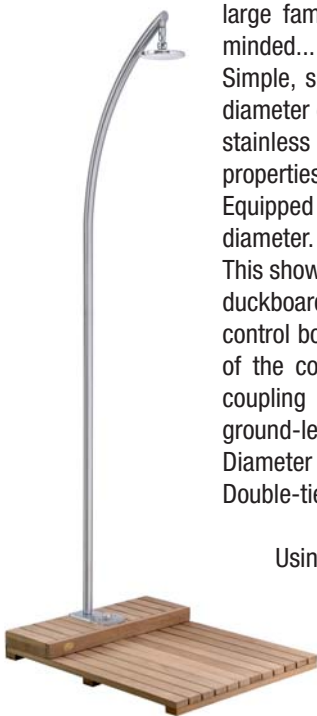
The **GOLF** shower is unique in that it carries no fixtures on the front due to its **foot control system**. A time-lag push-button system is built into the duckboard at ground level. Just a push of the button with your foot activates the system for a 15-second period. To activate another timed release, simply press the button again. This system is especially well adapted for large families, hotel facilities or simply for the absent-minded... since it switches off all on its own.

Simple, slender and conservative in design, the 27 mm diameter curved structure is constructed in 316L brushed stainless steel, marine quality for weather resistant properties, which therefore removes any risk of pitting. Equipped with a directional extra-slim nozzle 15 cm in diameter.

This shower is supplied with a "double-tiered" Iroko wood duckboard measuring 80 cm x 90 cm which houses the control box on the raised section. It connects to the back of the control box by means of a single quick-release coupling to enable attachment to a garden hose or ground-level connection for a permanent installation.

Diameter 27 mm – Height 2m20 – Weight 18 kg.
Double-tiered in Iroko 80 cm x 90 cm.

Using a "hot water regulator", this shower, like all the products of the range, can be supplied with mixed water (hot and cold water mixture).



d'un jardin à l'autre

PRESS CONTACT

FOR ANY REQUEST FOR
INFORMATIONS AND PICTURES
ON CD ROM

Christine Auclair
E-mail : chrisauclair@aol.com
WEB SITE
www.douches-de-jardins.com

HEAD OFFICE AND WORKSHOPS
D'un Jardin à l'Autre
Le Bois de Caux
76 190 La Folletière - France

ADDRESS OF CORRESPONDENCE
9, rue Lallier
75009 Paris – France
Tel & fax : 33 (0) 1 53 20 98 01


FRENCH DESIGNER AND PRODUCER

FOOT-RINSE STATION IN 316L BRUSHED STAINLESS STEEL

Round Shape (1m00 high)



We have chosen to use 316L grade stainless steel, for its marine and inclement weather resistant properties. A measure of the quality which remains our first priority. The brushed finish softens the stainless steel's colour and natural reflections. A stainless steel structure creates a magnificent contrast of materials with wood or stone and elegantly blends into the atmosphere of contemporary buildings.



The FOOT-RINSE STATION (1m00 high) is an alternative solution to the usual tall shower.

Round in shape with a diameter of 89 mm, or in the form of a 100 mm x 50 mm rectangle, according to preference, it occupies a limited area and can be very inconspicuously installed. This stand is fitted with a bib tap which serves as a water supply and hand-held shower. Connection at the back of the base by means of a single quick-release coupler enables attachment to a garden hose or ground-level connection for a permanent installation.



The bib tap can also be

supplied with cold water and mixed water for the hand-held shower by installing a primary "hot water regulator".



Rectangular Shape (1m00 high)

d'un jardin à l'autre

FRENCH DESIGNER AND PRODUCER

PRESS CONTACT

FOR ANY REQUEST FOR
INFORMATIONS AND PICTURES
ON CD ROM

Christine Auclair
E-mail : chrisauclair@aol.com
WEB SITE
www.douches-de-jardins.com

HEAD OFFICE AND WORKSHOPS
D'un Jardin à l'Autre
Le Bois de Caux
76 190 La Folletière - France

ADDRESS OF CORRESPONDENCE
9, rue Lallier
75009 Paris – France
Tel & fax : 33 (0) 1 53 20 98 01



SOLAR CHEST

Choosing solar energy to produce hot water is an ecological, economical option. There's nothing magical about installing a shower outside with a simple cold water supply and then enjoying a hot shower: it's just a sheer delight!

The full solar unit with chest is composed :

- Of a 50 m or 100 m drum made of polyethylene piping and fitted with a hot water regulator.
- Of a steel housing in black semi-gloss thermo-painted zinc-coated steel. Dimensions: 65 cm x 65 cm x 30 cm tall.

The drum and its functioning:

A cold water pipe attached to the coil intake point and a 2nd cold water pipe connected directly to the regulator's cold water intake point. As the drum is exposed to the sun, the water flowing around the coil quickly absorbs the heat because of the smallness of its 20 mm diameter dimension, and produces hot water. An exit pipe for hot water travelling from the coil into the hot water regulator intake point. The regulator's adjustment button mixes the hot and cold water. The mixed water produced is piped to the shower supply. The basic solar unit can be installed on a roof, behind a wall, on a sloped surface exposed to sunlight or even under a wooden terrace...

The housing and its utility:

Where it is not possible for the drum to be concealed, the FULL SOLAR UNIT WITH HOUSING can be installed. The drum is placed in the housing with a cold water intake point on one side and a mixed water exit point on the other. The housing becomes a heating box while at the same time ensuring inconspicuous installation.



Chest closed



Hot water regulator



Chest opened

d'un jardin à l'autre

FRENCH DESIGNER AND PRODUCER

PRESS CONTACT

FOR ANY REQUEST FOR
INFORMATIONS AND PICTURES
ON CD ROM

Christine Auclair
E-mail : chrisauclair@aol.com
WEB SITE
www.douches-de-jardins.com

HEAD OFFICE AND WORKSHOPS
D'un Jardin à l'Autre
Le Bois de Caux
76 190 La Folletière - France

ADDRESS OF CORRESPONDENCE
9, rue Lallier
75009 Paris – France
Tel & fax : 33 (0) 1 53 20 98 01



PILOTIS NATURAL FINISH IN PINE LOG

This shower is made of 100 mm diam. northern pine half logs class 4 treatment. The complete water feed system is hidden inside the shower. PILOTIS shower works like a conventional shower 2.10 m from the ground, with a wide variety of different diametered, stainless steel shower nozzles (standard 12 cm, Xlarge 15 cm, XXlarge 20 cm) and a rinse feet faucet 60 cm from the ground, and a small threaded faucet so a garden hose can be connected too. Large, 1/4 turn, chromed brass faucet. A hand-held shower head can be supplied as an option. Can be installed on a terrace or on a lawn. The water tap at the shower's rear base connects directly to a garden hose. A 70 cm diameter grating made of treated, curved Pinewood slats supplied as an option.



PILOTIS EBONY FINISH IN PINE LOG

This shower is made of 100 mm diam. northern pine half logs class 4 treatment. The complete water feed system is hidden inside the shower. PILOTIS shower works like a conventional shower 2.10 m from the ground, with a wide variety of different diametered, stainless steel shower nozzles (standard 12 cm, Xlarge 15 cm, XXlarge 20 cm) and a rinse feet faucet 60 cm from the ground, and a small threaded faucet so a garden hose can be connected too. Large, 1/4 turn, chromed brass faucet. A hand-held shower head can be supplied as an option. Can be installed on a terrace or on a lawn. The water tap at the shower's rear base connects directly to a garden hose. A 70 cm diameter grating made of treated, curved Pinewood slats supplied as an option.



INOX SQUARE IN BRUSHED STAINLESS STEEL 316 L

Shower in brushed stainless steel, with a 100 mm by 50 mm rectangular shape. Highly contemporary, it will charm anyone who loves pure luxury. The brushed finish softens the stainless steel's colour and natural reflections. A stainless steel structure creates a magnificent contrast of materials with wood or stone and elegantly blends into the atmosphere of contemporary buildings. We use 316L grade stainless steel for its marine and inclement weather resistant properties. A measure of the quality which remains our first priority. This shower is equipped with accessories in stainless steel, an extra-slim design shower nozzle 15 or 20 cm diameter. Available with 1 faucet, it can be also offered in the hot/cold water version with 2 faucets. An additional foot-rinse tap is a possible option too. Can be easily installed on a terrace or on a lawn. Weight : 22 kg.



INOX ROUND IN BRUSHED STAINLESS STEEL 316 L

Shower in brushed stainless steel which is completely round with a diameter of 90 mm. Slender, delicate and discrete, it will charm anyone who loves pure luxury. The brushed finish softens the stainless steel's colour and natural reflections. A stainless steel structure creates a magnificent contrast of materials with wood or stone and elegantly blends into the atmosphere of contemporary buildings. We have chosen to use 316L grade stainless steel, for its marine and inclement weather resistant properties. A measure of the quality which remains our first priority. This shower is equipped with accessories in stainless steel, an extra-slim design shower nozzle 15 or 20 cm diameter. Available in the standard version with 1 faucet, it can be also offered in the hot/cold water version with 2 faucets or with a foot-rinse tap. Weight : 22 kg.




SOLO IN IROKO

A mix of discreetness and character. Iroko, an exotic African wood, reflects a pretty amber color in sunlight. Also called an "aquatic wood" thanks to its highly resistant to water. This shower is offered with 3 different boards : a 50 cm x 50 cm square grating, a 70 cm diam. round grating or a round 80 cm diameter grating embedded in the structure but still movable. 1/4 turn faucet and accessories made of chromed brass, marine quality stainless steel screws and nuts. Ground fastening brackets allow installing it on a wood, stone or other type of terrace surface. Installation on a movable soil is also possible. Offered with a standard 12 cm, 15 cm or 20 cm diameter showerhead, a foot-rinse faucet set or a hand held shower nozzle... thanks to the discreetness and warmth of the wood, this shower fits perfectly into highly diversified garden and swimming pool environments.



PANAME ANTHRACITE IN ZINC

The Star of our collection. This is a definitely contemporary design with its smooth sculptured, prepatinated-charcoal zinc structure, a 100 mm vertical diameter and a 60 mm horizontal diameter. PANAME is supplied with stainless steel finishes and accessories and a 15 cm or 20 cm diameter extra-slim design shower nozzle. Can be installed on a terrace with the "support to screw" or on a lawn with the "anchor to embed". The blend of zinc and stainless steel offers the great advantage of not requiring any maintenance. Available in the standard version with 1 faucet, the shower PANAME can be offered in the hot/cold water version with 2 faucets. An additional foot-rinse tap installed at 60 cm from the bottom is also another possible option. Weight 18 kg. A 80 cm x 80 cm roller grating on frame (4 frames of 30 x 30 cm) is proposed as an option.




PANAME ALU IN ZINC

PANAME ALU shower is a variation in an aluminium grey colour, a shade that is currently very popular and whose metallic appearance fits in beautifully with stainless steel or steel and creates a superb contrast with wood and stone. Definitely contemporary with its smooth sculptures, this shower is equipped with accessories in stainless steel, an extra-slim design shower nozzle 15 or 20 cm diameter. Available in the standard version with 1 faucet, the shower Paname Alu can be offered in the hot/cold water version with 2 faucets. An additional foot-rinse tap is also a possible option. Can be easily installed on a terrace or on a lawn. The blend of zinc and stainless steel offers the great advantage of not requiring any maintenance. A 80 cm x 80 cm roller grating on frame (4 frames of 40 x 40 cm) is proposed as an option.



PANAME PIERRE IN ZINC

Other new variation of color for the shower Paname in Zinc with an effect of surface which has been obtained by white thermo-lacquering which is the application of a heat-hardening coloured powder. This surface treatment makes an effective shield against corrosion and guarantees long-lasting protection. The finishing of the structure, white colour with finely black pigmentation, fits perfectly with Contemporary and Mediterranean style. This shower is equipped with accessories in stainless steel, classic 12 cm diameter or extra-slim design shower nozzle 15 or 20 cm diameter. Available with 1 faucet or with the hot/cold water equipment or also with a foot-rinse Height 2m20 - Weight : 19 kg. A 80 cm x 80 cm white roller grating on frame (4 frames of 40 x 40 cm) is proposed as an option.



more comfort ! THE HOT WATER REGULATOR


Small accessory which allows mixing hot and cold water at the desired temperature, and so makes the usage of the shower more comfortable. All the models of the series can be equipped with it. The "hot water regulator" is installed either upstream by means of a branch circuit to the hot/cold water network, or at the shower base in case a double hot/cold water inlet is already provided for. While consuming very little hot water, it's the end of cold showers, which are not always appreciated, even in hot weather. The shower can be installed in the sun or in the shade, the water is kept at a constant temperature, regardless of the outdoor temperature.





JAVA IN TEAK

A present-day form and graphic effect for this shower made of high-quality massive Teak wood from perfectly controlled forests, unalterable and rot-proof, soft to the touch, with a 60 cm x 75 cm embedded and movable grating. Offered with a standard 12 cm diameter shower nozzle, a 15 cm or 20 cm diameter nozzle, a rinse feet faucet set or a small hand held shower nozzle are also available. Standard 1/4 turn faucet with small braces or a large 1/4 turn faucet with large braces as an option, accessories made of chromed brass, marine quality stainless steel screws and nuts. Ground fastening brackets allow installing it on a wood, stone or other type of terrace surface. Installation on a movable soil is possible also. JAVA shower delivered with a quarter-turn tap in chrome-plated brass can be also fitted with a mixer. Weight : 23 kg.



BRIDGE IN HOT GALVANIZED STEEL TUBING

This shower, discreet by its nature, surprised everyone as soon as it was released onto the market. The mass of water coming from the 3 shower heads, two of which are placed laterally, totally envelopes the body and gives an extremely soft sensation, touching the skin like refreshing foam.

The arch-shaped structure is made of hot-galvanized steel tubing, which allows it to be exposed to any type of climate. Then it goes into the thermo-lacquering cubicle which is an application of a heat-hardening coloured powder (high temperature kilning). This treatment makes an effective shield against corrosion and guarantees long-lasting protection, maintenance is free. Any colour shade is possible.

Height of the structure : 2,10 m – Inside space : 1,00 m – Weight : 23 kg. The water tap is located at the shower's rear base and connects directly to a garden hose or to a fixed installation.



AZURE IN IROKO

For outdoors or inside use. This shower's half-circle structure tinted in a golden Iroko hue makes it an object of decoration all by itself. The structure has an enveloping form for intimacy and protection to the wind. It is composed of 2 panels held together by 4 wing screws allowing quick and easy mounting/dismounting and is supplied with a 75 cm diameter embedded grating. The column is made of black thermolacquered galvanized steel. Equipped with a 15 cm or 20 cm in diameter stainless steel shower nozzle, personalized fittings are offered as the double faucet equipment for connection to hot/cold water circuit or a rinse feet faucet set. The AZURE shower can be also fitted as an option with a mixer. 4 ground fastening brackets allow anchoring the shower in any kind of soil. Weight : 49 kg.

This shower can find its place outdoors close to the swimming pool, in the garden, on a terrace or also inside nearby a spa, sauna, hamman...



ECLIPSE SOLAR SHOWER IN IROKO

Choosing solar energy to produce hot water is an ecological, economical option. There's nothing magical about installing a shower outside with a simple cold water supply and then enjoying a hot shower: it's just a sheer delight! The choice of smooth, geometrical forms gives this shower style and distinction, making it a timeless decorative object. The tropical Iroko wood structure of 1m90 high is fitted at the back with a black, thermo-lacquered stainless steel tank to store and retain the sun's heat. A mixer on the top outlet of the tank supplies the shower with a mix of hot and cold water via a 1/4 turn valve with chrome brass cross-handles. Hot water capacity 17 litres which means around 40 liters of mixed water. The shower structure is fixed to the ground to ensure excellent stability and the comfortably-sized duckboard 75 cm x 80 cm is built into the structure but remains mobile. It can therefore be removed at any time without making the structure less stable.



MEDINA IN FORGED IRON

The MEDINA shower is made in forged iron structure, a material of charm and natural beauty that never goes out of fashion. The structure is entirely realized in hand-made arabesques. The way the panels are arranged enables each person to decide what shower space he wants.

The forged iron is worked and burnished to resist bad weather. Once it is

burnished, the forged iron is treated with a colourless anti-rust agent for keeping the natural forged iron look, which uses the rust as a pigment to form a protective film. The accessories are available either in brass for a nearly tone-on-tone harmony or in stainless steel for a more contemporary look. To respect the balance of its lines, this shower is supplied with a large 20 cm

diameter spray head, in a choice of brass or stainless steel material. Height of the forged iron structure : 1,70 m. Width of the main panel : 70 cm. Total width of each of the side panels : 60 cm. Weight : 75 kg.